




**TERREAL**

# ZEN TILE SERIES

The embodiment of precision



Zen Tile Series  
Ebony black ( CT.1)



# ZEN TILE SERIES

## Pressed Mineral Roof Tiles



## UNIQUE & FINEST TILES INNOVATED FOR BETTER LIVING

Terreal is a French based multinational company that has established itself in Malaysia since 1994 and revolutionized the Malaysian roofing industry since then. Terreal has recently launched a highly engineered and innovative solution for flat roof designs; the Zen Tile Series is strengthened by machine-press system, using latest Japanese technology that allows a Double Interlocking and Double Overlapping system to be formed on the tile, ensuring high precision dimension stability, compactness, strength, perfect water tightness and easy installation. The Zen Tile Series is truly engineered to perfection with a revolutionary landscape orientation, a premium finish, all hidden interlocking system. It establishes a new standard of roofing aesthetics, with its unique smooth surface, a refined and elegant bevelled nose, making it the ultimate flat roof tile for modern architecture.

# KLUANG 3

## The New Factory

Terreal Malaysia is part of the Terreal Group, a renowned clay building materials manufacturer with over 160 years of experience and a total of 26 plants worldwide. With heavy investments on the latest European technologies, Terreal Malaysia is the leading manufacturer in Asia Pacific for creating beautiful and performant clay roof tiles.

In order to further diversify our range of products, Terreal Malaysia has recently introduced the unique flat pressed mineral tiles, the Zen tile series. Demand and popularity of the Zen tile series grew phenomenally as the tiles possessed excellent aesthetics and performance. This led to the construction of our new factory, Kluang 3. Located in Kluang Johor nearby our main factory that produces clay products, this 2700m<sup>2</sup> factory is equipped with the latest machineries with production capabilities so efficient that it will enable us to keep a competitive edge in term of product development and innovation.

Please feel always welcome to visit our new world class industrial piece of art!



# IMMERSE INTO THE BEAUTY OF NATURE-INSPIRED ELEMENTS

A beautiful home is a place where we can allow our daily stresses to melt away. It is a space to relax, unwind and be in total comfort. With Zen Tile Series, the beauty of nature-inspired tiles is brought to you with a blend of vibrant colours and innovative technology - all to ensure that your house is a truly home that celebrates beauty, comfort and safety all year round.



## ALL THE BENEFITS OF A PRESSED FLAT TILE

Produced with an innovative machine-press system, Zen Tile Series has superior strength and when compared to conventional flat tiles, that enables less breakage and chipping during transport and installation. Dimension accuracy is another major benefit of a machine-pressed tile. Every piece of our Zen Tile Series are precise in dimension, shape and weight, guaranteeing easy installation and harmonious finishing. Additionally, these tiles are crafted using the exclusive Terreal engineered moulds, which produces beautiful smooth flat surfaces, and a refined nose shape. It also presents unique solid double interlocking, double overlapping system, double water channel with weather rib at its top, and a double elevated nail hole for perfect fixing.

## ENVIRONMENTAL FRIENDLY ROOFING SYSTEM WITH COOL-HOME SYSTEM

Zen Tile Series combines two of the most advanced green technologies, making it one of the greenest roofing systems in Malaysia. Installed with CoolMax™ insulation system, Zen Tile Series stands at the forefront of Green Innovation, making it a revolutionary product in term of high energy efficiency and low manufacturing carbon footprint. Additionally, Terreal's unique CoolTones features an infra-reflective pigment that creates excellent heat insulation and UV protection, offering perfect finishing and roofs that last for a longer time.



CoolMax™  
Reflective Insulation



Zen Tiles Series

# A PROFILE OPTIMIZED FOR EASY INSTALLATION, WITH DIDO SYSTEM FOR PITCH AS LOW AS 10°

Zen Tile Series uses an advanced and proprietary coating system, that is not only 100% environmentally safe but will also provide excellent colour consistency. Precision of installation is enhanced, as the Zen Tile Series is designed to be cut with ease by all installers on the roof. With an advanced Double Interlocking and Double Overlapping System, as well as deeper top Weather Bar, it can be installed on roofs with pitch as low as 10°, provided the underlaying of DRYMAX ENERGY+™ and respect of the method of statement.



## SPECIFICATION

Zen Tile Series sets a new standard of elegance with its refined bevelled nose and hidden interlocking system. Produced with the latest Japanese pressing technology, it creates a new category of high end flat tiles, in comparison to conventional extruded tiles.

Dimension (mm)	Weight (kg)	Length Batten Gauge (mm)	Tiles per m <sup>2</sup> (pcs)	Minimum Roof Pitch	Laid
330 x 420	4.5	260	10	*20°	Cross Bond

- \* Roof Pitch of 10° can be achieved with usage of DRYMAX ENERGY+™ (Refer to page 10).
- \* The use of Steel Batten is recommended for the installation of ZEN Tiles Series.
- \* The Maximum Roof Span is 10 meters.

## SUPERIOR AESTHETICS & FINISHING WITH HIDDEN LOCKING SYSTEM, REFINED NOSE AND LANDSCAPE ORIENTATION

Zen Tile Series sets a new benchmark for flat tile : its unique bevelled and refined nose, combined with an hidden locking system, created graceful lines on the roof, redefining elegance for modern architectural roofing. With a smooth premium finish and superior color palette, raise the bar of minimalist aesthetics, when compared to conventional extruded tiles.



# 3 REVOLUTIONARY COOL TONES FOR ALL WEATHER

Zen tiles series comes along with 3 revolutionary colours to choose from, featuring exclusive matt contemporary design and unique smooth surface finishing. Above all, Zen Tile Series offer unrivalled durability, giving you superior roof protection which results in total peace of mind, year after year.



## DARK SILVER

Resembling tarnished silver, this metal-inspired colour range is sleek looking yet durable against all weather. Offering a sleek and smooth appearance, tiles donning this colour ensures a contemporary effect for modern architecture.

Dark Silver [CT.2]



## MOONLIGHT GREY


Inspired by the light grey hues that we see during a moonlit night, this colour gives roof a unique appeal that reminds us of the mysterious beauty of nature. Perfect for contemporary buildings, this colour adds in a down-to-earth effect at the same time.

Moonlight Grey [CT.4]



- + 2x Heat Reflective
- + 2x UV Protected Colours
- + Low Dirt Pick Up
- + Exclusive Matt Finishing
- + Anti-Algae & Anti-Fungal





Ebony Black [CT.1]

## EBONY BLACK

This colour mimics the quality of dense black wood, from which its name is derived from. Featuring fine texture and very smooth finish within its surfaces, roof tiles in this colour give off an ornamental and elegant effect.



Coffee Brown [CT.3]

## COFFEE BROWN

When the earth is blessed with good minerals, coffee beans blossom prosperously this is the inspiration behind the Coffee Brown colour range which combines the earthy hues of dark browns with shades of reddish undertones.



Clay Red [CT.5]

## CLAY RED

With its vibrant reddish brown hues, this colour range will truly stand out amidst our tropical landscape. Reminiscence of the beauty of the tropics, this colour pulls fire and earth together into hearty hues that are heartwarming and elegant at the same time.

\* Colours shown here were reproduced as close to the original, as current printing technology allows. Please request for sample tile for colour confirmation.


\* Moonlight Grey (CT.4) & Clay Red (CT.5) are customized colours which are only available through Minimum Order Quantity.

# EVEN WHEN IT IS HOT OUTSIDE, YOU WILL STILL BE COOL INSIDE

Zen Tile Series comes together with our CoolMax™ Premium Thermal Reflective Insulation, in 2 options:



CoolMax™ Select 40+ FR Net (CP3-NET)




CoolMax™ Select 80 FR Net (CPS5-NET)

CoolMax™ Premium Reflective Insulation is a recognized solution by Green Building Index (GBI), Malaysia's Building Rating Tool. It provides 3 GBI points for CoolMax™ Select 40+ FR Net (CP3-NET) and 5 GBI points for CoolMax™ Select 80 FR Net (CPS5-NET). \* Subject to Green Building Index approval.

## STRUCTURE OF TERREAL COOLMAX™ Select 80 FR Net (CPS5-NET)

- High Resistance - Anti Corrosive Treatment - No. 1
- High Purity, Low Emissivity Aluminium Layer - No. 2 & 5
- Reinforcing Net - No. 3
- Thermally Insulating Air Bubble Layer - No. 4



**ADVANCED THERMAL PERFORMANCE**  
Prevents up to 97% of radiant heat transfers in your home.



**NON-ALLERGIC, NON-IRRITANT, AND NON-CARCINOGENIC**  
Anti bacterial and fungal, non-asthmatic and poses no health or safety risks.



**3 IN 1 PROTECTION**  
Provides protected insulation barrier, radiant heat barrier and waterproofing membrane.



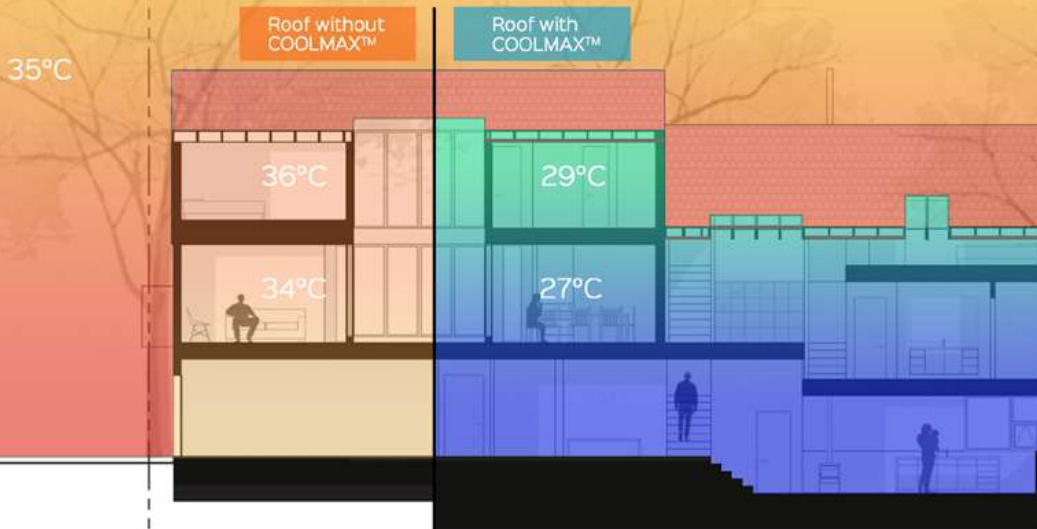
**FIRE RETARDANT**  
Achieved class "0" classification and all international standards.



**SAVING ON ENERGY COST**  
Reducing up to 55% of air conditioner compressor running time.



**LIGHTWEIGHT, STRONG AND DURABLE**  
Manufactured from lightweight materials with a unique anti-tear surface, resulting in easy installation without the need for wire-mesh support.



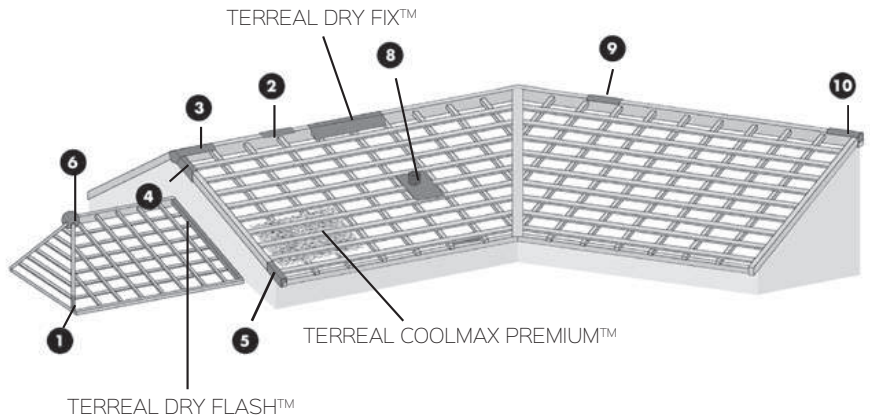




# FITTINGS & COMPONENTS

## FITTINGS

- 1**  Ridge / Hip End ZM1
- 2**  Ridge / Hip Tile (2.5pcs/m) ZM3
- 3**  Ridge End Cap ZM6
- 4**  Overlapping Verge Tile ZM8
- 5**  Overlapping Verge End ZM9
- 6**  3 Way Apex ZM12
- 7**  4 Way Apex ZM13
- 8**  Socket Tile + V Pipe Set ZM15
- 9**  Monopitch Tile (2.5pcs/m) SL25
- 10**  Monopitch Tile End SL26U




## COMPONENTS



**DRY FIX™**  
30cm (W) x 10m (L)



**DRY FIX PREMIUM™**  
30cm (W) x 10m (L)



**DRY FLASH PREMIUM™**  
30cm (W) x 5m (L)



**COOLMAX™**  
Reflective Insulation


**NEW**



**DRYMAX ENERGY +™**  
WATERPROOF MEMBRANE  
1.5m (W) x 50m (L)

**TERREAL RECOMMENDATIONS**

For its Zen Tile Series, Terreal recommends strongly to follow its installation guide, with a pitch above 20 degrees and preferably laying on steel batten structure. The underlaying of Drymax Energy+™ is recommended for roof pitch that is below 20 degrees. Terreal Dry Fix™ and Dry Flash™ should be used respectively for ridge / hip laying and for wall abutment. Zen Tile Series must be installed in cross bonded manner.



# ZEN TILE SERIES + DRYMAX™ THE ZEN 10 SYSTEM :

SOLUTION FOR LOW & HIGH PITCH MODERN ROOFS. PERFECT FOR MINIMALIST DESIGN & CONTEMPORARY ARCHITECTURE.



The Zen Tile Series & DRYMAX™ incorporate an innovative low & high pitch roofing system that truly elevates the performance of modern roofs. This system allows the roof pitch to be as low as 10° with perfect water tightness!



# DRYMAX ENERGY+™

WATERPROOF MEMBRANE



## INSTALLATION STEPS




STEP 1 - Measure the roof Truss / Rafter in order to get the length of the runner before laying the DRYMAX.



STEP 2 - Prepare the Runner by cutting the U channel (50mm x 25mm) with the measurements of the roof Truss / Rafter (75mm x 45mm).



STEP 3 - Unroll and lay the DRYMAX horizontally, edge to the summit of the roof with the metallic grey membrane side facing upwards.



STEP 4 - The dotted line indicates the overlapping requirement as the DRYMAX is applied from bottom to top.




STEP 5 - Make sure that the DRYMAX is laid straight and parallel with the edge of the Truss / Rafter.



STEP 6 - Take the Runner that was prepared at STEP 2, and place it on top of the Truss / Rafter with the DRYMAX in between. The Runner is placed to form a "S" shape for a stronger structure.



STEP 7 - Screw the Runner and make sure that the first runner screwed is the right most or the left most. This is to ensure that the DRYMAX is installed flat and tight.



STEP 8 - After screwing the Runner in place, inspect for any imperfections on precision. Make the necessary final adjustments and prepare the Batten.



STEP 9 - Screw in the Batten bottom to top. The last Batten / eave Batten has to be doubled in layer for a straight roof structure.



STEP 10 - Lay the tiles from bottom to top. Make sure the tiles are laid starting from either right to the left depending on the interlocking. Carefully screw the tiles that are in position on to the batten.

DRYMAX ENERGY+™ is a nonwoven breathable membrane using latest state of the art micro-perforation technology, designed to keep both water and air out, yet allowing vapor to flow out.

### ADVATAGES

- Fully waterproof: W1
- Fully air-tight: windbreak
- High water vapour permeable: Sd < 0,05 m
- CE marking as Vapour Control Layer

# ZEN TILE SERIES

## PRODUCT BOOKLET



Scan with your  
smartphone to visit  
our website

**TERREAL MALAYSIA SDN BHD** (202237-P)  
NO. 39 & 41-1, Jalan TPK 2/8, Taman Perindustrian Kinrara,  
Seksyen 2, 47180 Puchong, Selangor Darul Ehsan.  
**T** - (603) 8075 4010 / 4020 / 4060 **F** - (603) 8075 1090  
**E** - [contact@terreal.com.my](mailto:contact@terreal.com.my) [www.terreal.com.my](http://www.terreal.com.my)

 [www.facebook.com/  
terrealasiapacific/](https://www.facebook.com/terrealasiapacific/)



  
**TERREAL**  
Building Beauty