

ecf | ENGAGE





Modern workplace design encourages us to get mobile by collaborating and sharing space in more productive ways. But when it comes to work stations, one size simply doesn't fit all.

Our Engage system was created to meet the demand for versatile work platforms that can be adapted and adjusted – so you'll never get stuck in one place.



Worksystems

Engage

Engage workstations are versatile platforms designed to keep you moving – from hot-desking, to standing at your desk, to keeping active while you work. Designed and manufactured as a kit of parts, each system can be configured to include a range of different elements. Technology can be integrated with ease and you'll enjoy a high level of ergonomic adjustability, from simple height adjustment to sit-to-stand desktops.

Deceptively simple to look at, Engage has a clean, linear profile with minimal points to the floor. The same leg system can support a number of differently shaped work tops, and even in a shared workstation set up, each piece can be raised or lowered individually. You can choose between many different layouts, colours and shapes while maintaining a consistent design profile across the system.

Sit-to-stand components can be incorporated either as single desks or as part of a bench. Operated at the touch of a button, these are quick, reliable, and easy to use. Electric sit-to-stand has the option of adding software that lets you control desk movement from your computer, making set-up easy and efficient.

There are many health benefits to a system like Engage. As well as enjoying the advantages of working ergonomically and standing if desired, our software enables you to set goals for your movements (time or calories burned), along with a number of other health-related features.

Engage is a sustainable workstation system that supports new ways of working. As well as enhancing the way you work now, it can be reconfigured and adapted as your business grows and changes. All the components are locally manufactured and changes can be made at minimal cost with recyclable componentry that can be easily re-configured. As with all our furniture, if and when the time comes, we offer an end-of-product-life programme.





Worksystems

Engage

FEATURES

Configurations

Engage's simple kit of parts means that the same legs, beams and top plates are used whether it is a freestanding desk or a shared frame bench. You can turn a shared frame bench into freestanding desks with the addition of feet to the legs and you can re-use components from a freestanding desk in a shared frame. This makes Engage sustainable, simple and smart!

Customisable desktop

Engage's flexibility means that the frame can be configured to suit an extensive range of top shapes and sizes and can be used for tables and barleaners as well as workstations. Standard examples include straight, 90 degrees, and 120 degrees.

Flexibility

Engage height adjustable benches are built in back to back 2pods, allowing them to be easily pulled apart and relocated or added to. A bridging cable tray joins these 2pods, which can be quickly and easily demounted. Centre legs are not shared across adjacent workstations so the height adjustable desk frames don't need to be dismantled and reconfigured to be able to change the layout.

This flexibility reduces your cost of churn throughout the lifetime of your fitout, which in turn increases the value for money.

Inherent sustainability

The Engage workstation system will grow with you, no matter where your journey takes you. And our cradle to grave design philosophy and ECNZ Licence means you can be sure it's sustainable.



Because we design our own products, they have the flexibility to be reconfigured and re-used throughout the life of your changing workplace. Today's products designed to fit into tomorrow's working environment, and tomorrow's products designed to adapt, incorporate, and re-use today's. That's how designing and developing our own quality workstation systems allows Vidak and our products to be uniquely sustainable.



Engage straight height adjustable single desk



Engage straight height adjustable 2 pod



Engage 120degree height adjustable pod

Worksystems

Engage

FEATURES

Individual height adjustment

Even in a shared frame bench configuration, Engage gives you individual height adjustment to suit each user. This means you can be cost effective by sharing componentry but still provide a fully OSH compliant desks. For example each desk in a pod could be tech or user or electric adjustable or a pod could have a mixture of all of these adjustments. Engage has a simple height guide on each leg so you know what height your desk is set at.

Height adjustment options

In either a freestanding desk or shared frame benching configuration Engage can have the following individual desk height adjustments.

- Fixed Height 720H
- Tech Adjust 580-780H
- Direct Drive 580-780H
- User Adjust 580-780H or Sit-Stand 700-1100H
- Electric Adjust 580-780H or Sit-Stand 700-1100H

Simple kit of parts

Engage's frame is made up of a simple kit of parts that can be assembled and disassembled easily.


Because it's not a fixed "welded frame" like other systems which cannot be pulled apart and modified, all the components that make up an Engage frame can be re-used time and time again in different configurations to meet your requirements today and into the future. This flexibility reduces your cost of churn and also means at the end of the products life Vidak can easily recycle all the components by material. height your desk is set at.



Engage fixed height C-leg



Engage height adjustable C-leg




Engage fixed height H-frame



Engage height adjustable H-frame



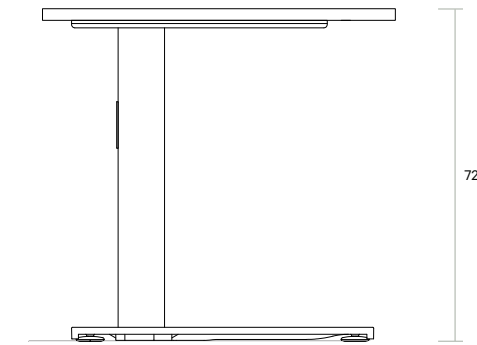




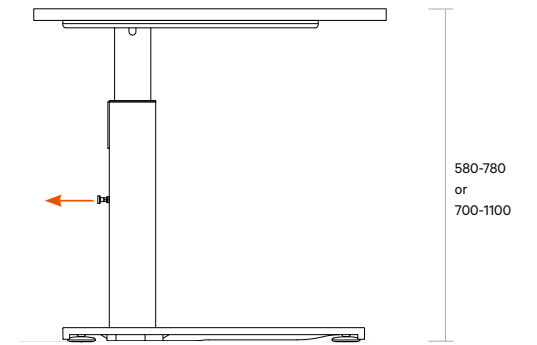
Worksystems

Engage

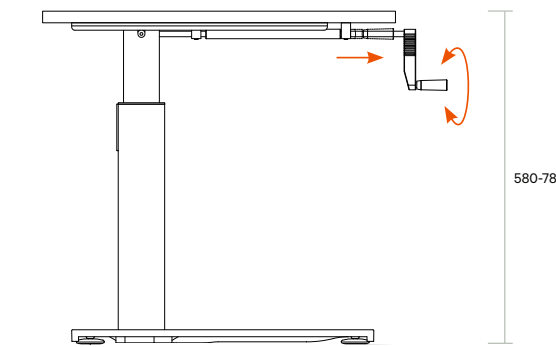
Height adjustments



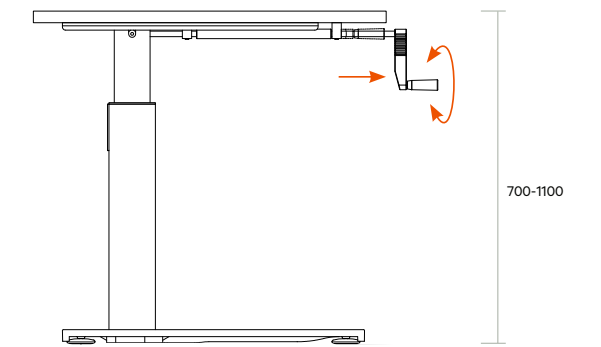
Fixed height



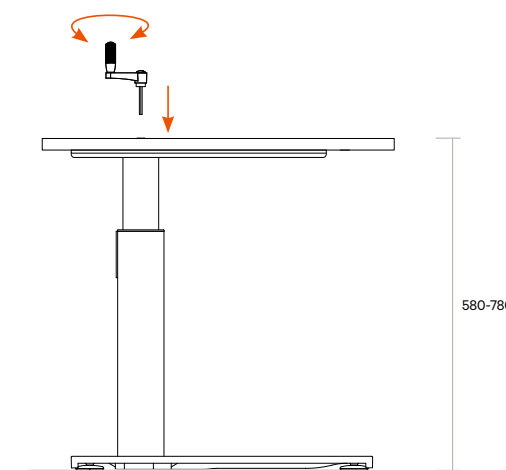
Technician height adjust



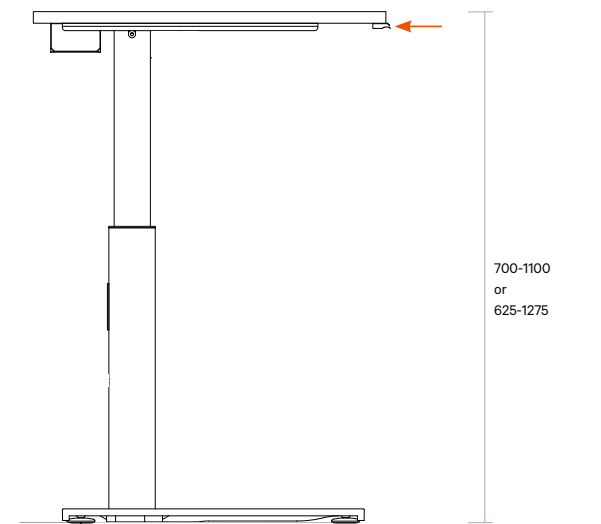
User height adjust



Fastwind height adjust - Sit to stand



Direct drive user height adjust



Electric sit to stand

Worksystems

Engage

Sit to Stand

The Engage electric Sit to Stand system offers reliability, speed and ease of use at the touch of a button. It can operate as a single desk or as part of a bench. Engage also has an add-on health benefit where you can control your desk via software on your computer and command any movement from your computer keyboard. You can set goals for your movements (time or calories burned), along with a number of other features.

DESK CONTROL SOFTWARE

The desk control software is installed in your computer making the use/adjustment of your desk very intuitive in your daily work

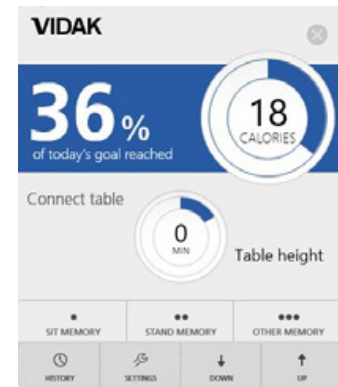
The software programme contains the typical desk panel features like up, down adjustment, up to 3 memory positions and height read-out

The programme reminds you to adjust your desk, counting the time standing as well as the calories burned


The intervals are self-elected making desk control a very personal tool

The programme tracks total number of desk adjustments from a sit to stand position

It is possible to connect a standard desk panel to the system to ensure adjustment of the desk while the computer is turned off



Desk control software

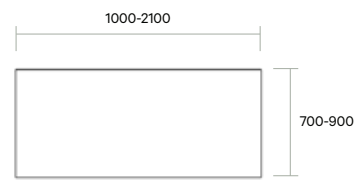
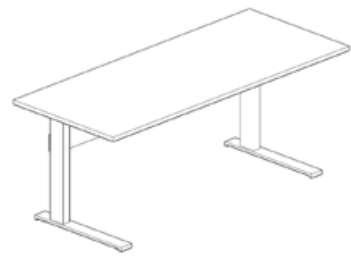




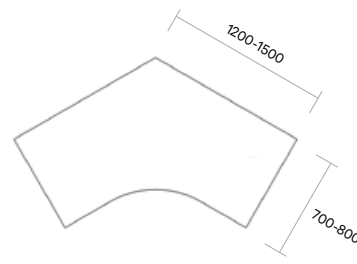
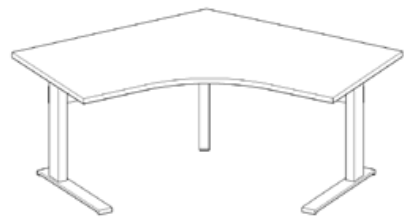
Worksystems

Engage

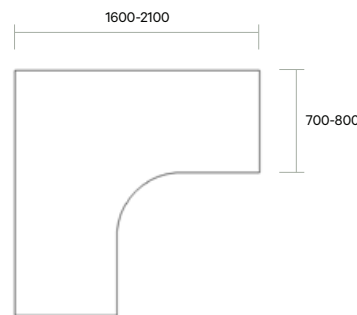
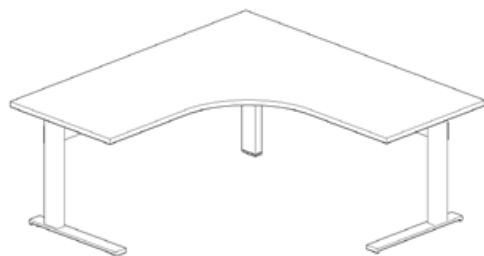
Freestanding desks



Straight



120 degree


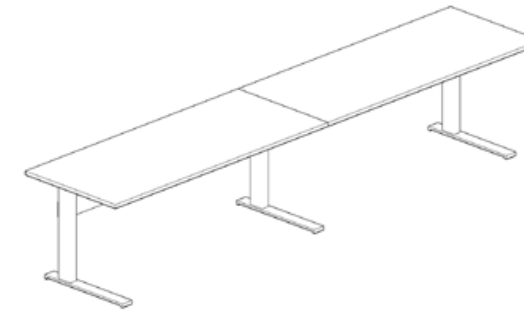


90 degree

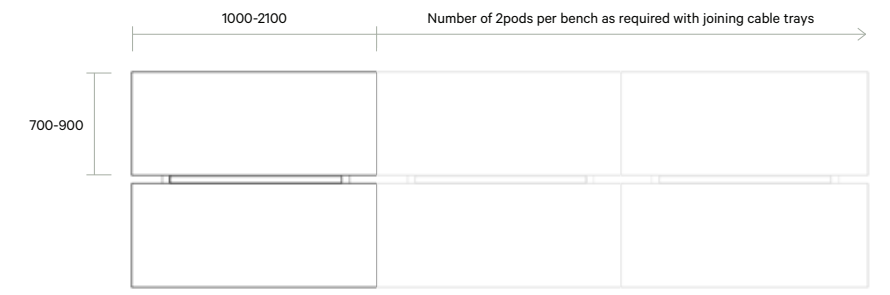
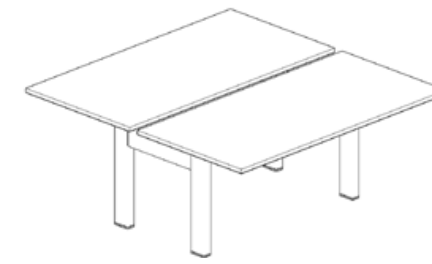
Worksystems

Engage

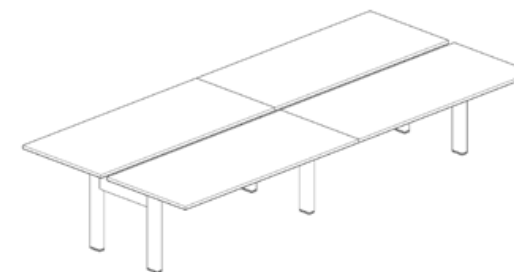
Shared benches



Straight - single sided - fixed height



Straight - double sided - height adjustable 2pods

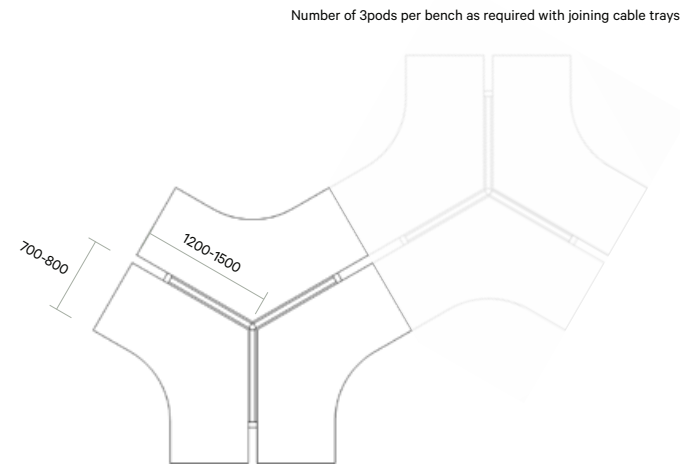
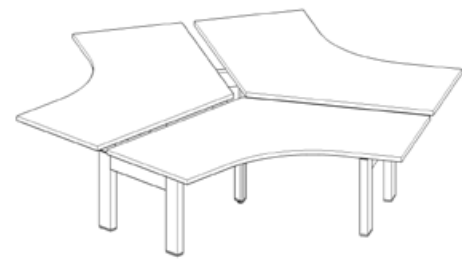


Straight - double sided - fixed height

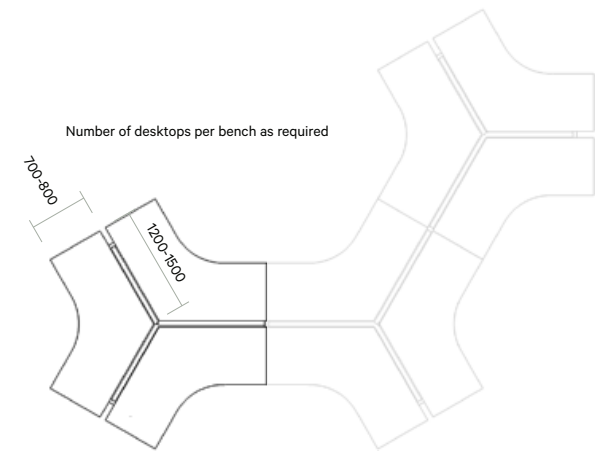
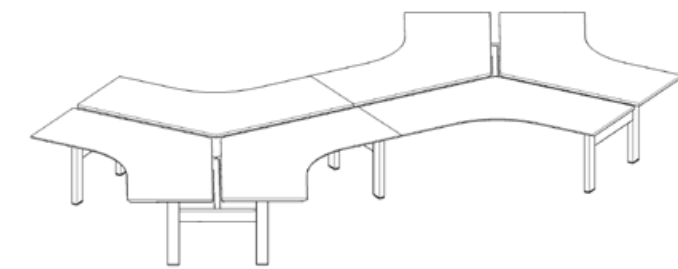
Worksystems

Engage

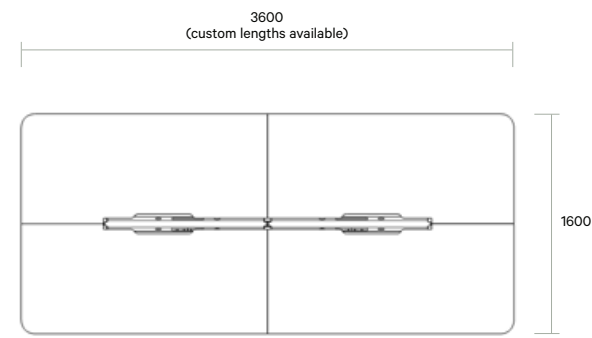
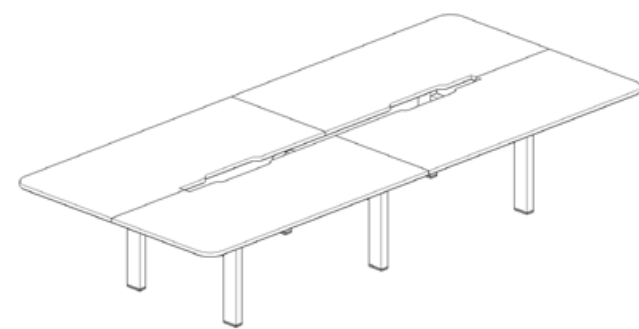
Shared benches



120 degree - height adjustable 3pods



120 degree - fixed height

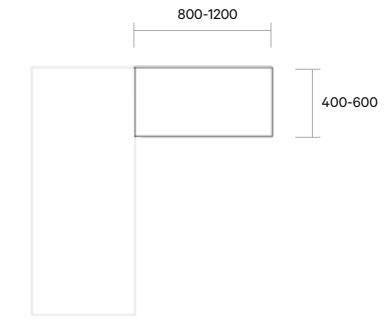
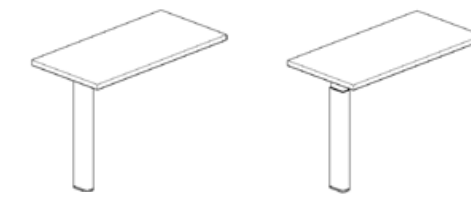


Touchdown bench

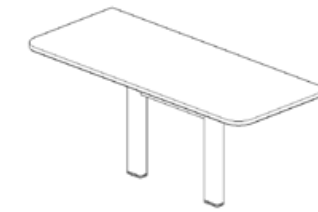
Worksystems

Engage

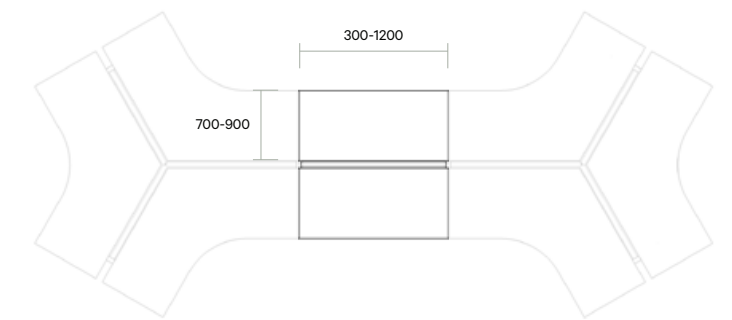
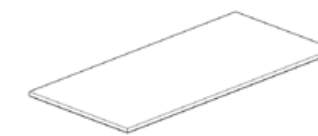
Extras



Return - fixed + height adjustable



Meeting end



Infill

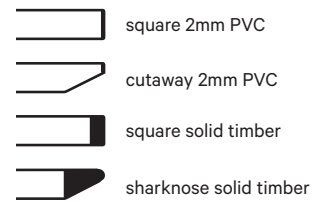
Worksystems

Engage

Desktops

FEATURES

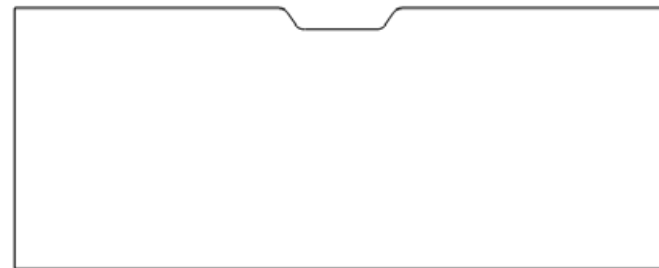
- Custom size and shape to suit your requirements
- 25 or 30mm thick low emission MDF board
- Low or high pressure laminate or veneer finish
- Matching ABS or tekton edging
- Optional port hole, cutout or scallops for cable management
- Optional 100mm radiussed corners



Edge detail options



Cable port hole



Cable cutout



Cable scallop



2x Cable scallop

Worksystems

Engage

Desktop power options



Power plate



Through desk mounted, optional data, HDMI + USB

Konnex



Dual power with option for data + USB

Flip



Athena rail - clamped to desk top 2 GPO

Athena rail



Athena rail - 4 GPO (with and without rotated ends)



Switch



Data port



VGA socket



HDMI



3.5 or 6.5 stereo jack



Mini XLR 3 or 4 microphone jack



USB



RCA socket

AV/data

Worksystems

Engage

Cable trays

FEATURES

Powdercoated steel construction

Integrated cutouts for power and data outlets

The cable tray has separation for power and data cabling and slots along the length to allow for Velcro or cable ties to keep the cables in place.

The cable tray catches any cables that go over the back of the desktop.

Data cables run down one side of the tray and power down the other

Desktops do not have to be removed to access cables in the tray

A 25mm gap between the desktop and screen allows for cables to feed from the desktop to the cable tray

A joining cable tray is used to connect height adjustable pods together and track cables

Cable trays have built in punch plate for power and data outlets



Joining cable tray



Shared bench beam cable tray



Freestanding desk beam cable tray




Worksystems

Engage


Ceiling cable management



Edge powerblade



Cirqlate umbilical



Axxess umbilical

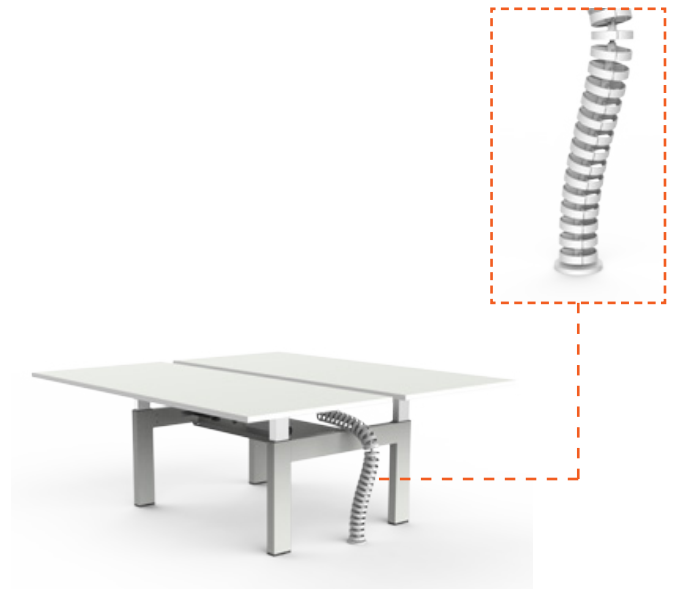
Worksystems

Engage


Floor + Sit to Stand cable management



Link umbilical



Cirqlate umbilical



Sit to stand cable management - Link umbilical


Worksystems

Engage


Accessories




Phone tray




Paper tray




2 tier paper tray



Mid rail shelf



Mid rail box shelf



Y-end shelf




Pencil box




Name tag holder



Hook over name tag holder



Closed end shelf




Thru desk shelf



Laptop docking station holder



Magnetic whiteboard



Slide on screen